



FC726

Cerberus™ PRO

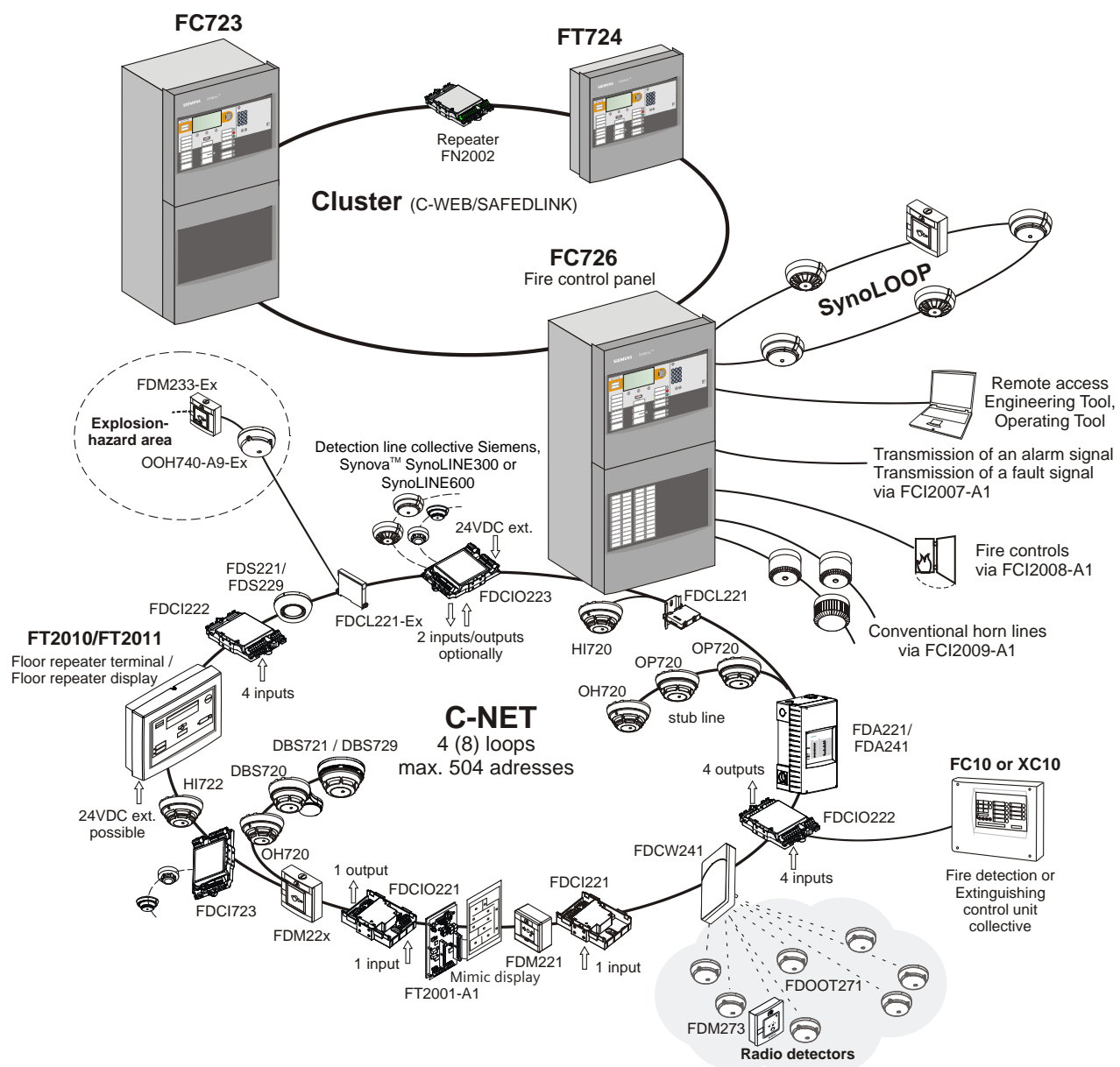
Fire control panel



FS720 series (IP5)

- **Modular, prefabricated, microprocessor-controlled fire control panel with integrated user-friendly operating unit for up to max. 1512 addresses**
- **Processes signals from various devices like:**
 - FD720 devices of the Cerberus PRO series and SynoLOOP devices
- **Fire control panel can be used as stand-alone version or can be networked**
- **Up to 64 stations (fire control panels and fire terminals) can be connected in one network**
- **Integrated degraded mode function**
- **Redundant network node, degraded mode operation according to EN54**
- **Fast Ethernet interface for a heterogeneous network**
- **Option of printer, key switches, LED displays**
- **Slots for serial ports and max. 5 extra cards**
 - Line card C-NET (For migration)
 - SynoLOOP line card
- **Emergency power supply for emergency operating time of up to 72 hours**
- **Detection and automatic reading in (auto configuration) of all Cerberus PRO devices, ready for operation immediately**
- **Floor repeater devices, alarm devices and mimic displays in detector loop (C-NET)**
- **Flexible programming of complex applications and controls**
- **Stored data can be uploaded via remote access**
- **Firmware download of all processor controlled control panel components**

System overview



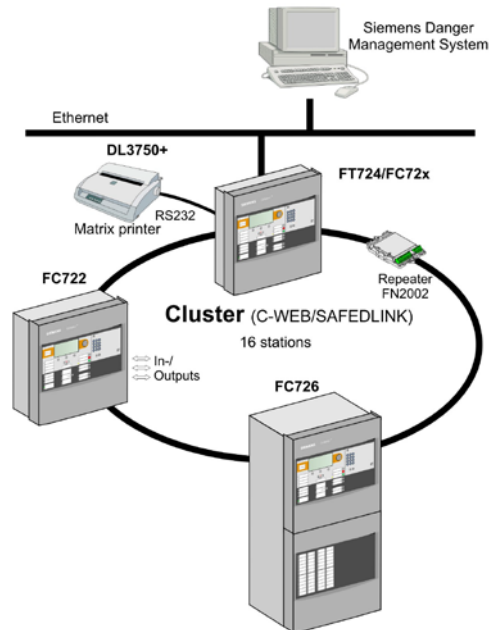
Possible extensions for card cage

<p>FCL2001-A1 (C-NET)</p> <ul style="list-style-type: none"> 4 integrated loops with max. 252 addresses per line card 	<p>FCI2007-A1 (RT)</p> <ul style="list-style-type: none"> Alarm, fault, local alarm
<p>FCL7201-Z3 (SynoLOOP)</p> <ul style="list-style-type: none"> 4 loops, per loop 128 addresses 	<p>FCI2009-A1 (horn/monitored)</p> <ul style="list-style-type: none"> 8 monitored horn lines or monitored outputs
<p>FCI2008-A1 (programmed)</p> <ul style="list-style-type: none"> 12 freely programmable inputs/outputs per I/O card 	

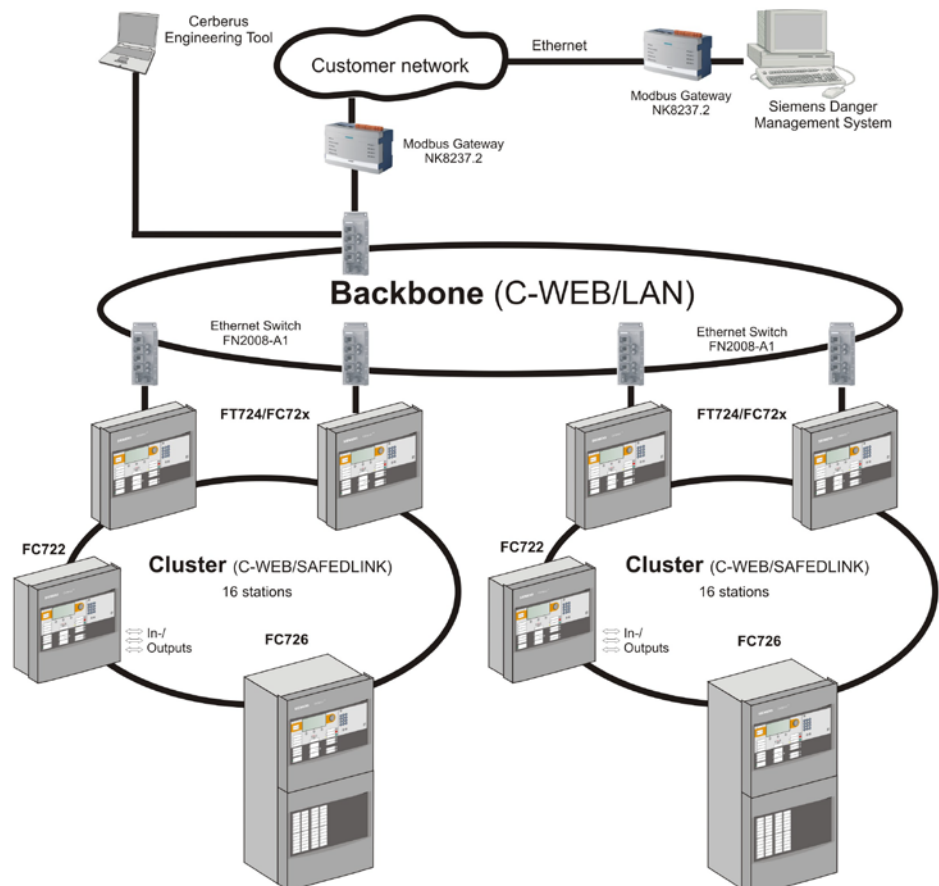
Mixed usage possible, but with a max. of 5 cards per control panel.

Networking topologies

Up to 32 fire control panels and fire control terminals can be connected in a single cluster (C-WEB/SAFEDLINK) or up to 16 stations when the cluster is connected to a danger management system.



Using a fiber-optic Backbone (C-WEB/LAN) up to 14 of the above mentioned clusters (with up to 16 stations each) can be networked. The entire network may contain up to 64 stations.



→ For details about system networking, please refer to product data sheet A6V10227649.

Characteristics

- The FC726 is a modular fire control panel with integrated operating unit which processes signals from Cerberus PRO FD720 and SynoLOOP devices.
- An integrated card cage with 5 slots allows
 - C-NET line cards FCL2001-A1 to be used (for extra lines)
 - SynoLOOP line cards, FCL 7201-Z3
 - I/O card FCI2008-A1 (with 12 programmable inputs/outputs)
- Mixed use of all line and I/O cards possible.
- In the event of a defect, the extra line cards can be replaced without the control panel having to be powered down.
- The fire control panel may be used as a stand-alone unit or networked.
- The control panel can be programmed into a system with high levels of flexibility using a user-friendly configuration tool (software).
- Adaptation of customer texts on the terminal itself or using the configuration tool.
- Up to 2000 events can be called up for each station according to various criteria.
- Automatic summer/winter time changeover.
- Integration to Siemens Danger Management System

Functional elements

Operating unit

The following are located on the operating unit:

- CPU module and electronic components for operating unit
- Ethernet connection
- Plug-ins for RS232, RS485 modules and networking modules (SAFEDLINK)
- Space for 'Kaba' or 'Nordic' key switch
- Space for event printer

Periphery board

The following are located on the peripheral board:

- Connection terminals for C-NET loops, remote transmission (alarm, fault), horn outputs, programmable control inputs/outputs, monitored alarm and fault output, degrade supply, power supply
- 2 plug-ins for loop extension (C-NET)

Card cage (5 slots)

There is a card cage on the rear housing panel for use of max. 5 line cards

- C-NET line cards,
- SynoLOOP line cards and/or I/O-cards.

Power supply unit 150 W, emergency power supply

The power supply supplies the hardware and charges the batteries

- The batteries supply the emergency power in case of power failure

Housing

A pivoting mounting panel can be installed on the housing backplane to allow installation of:

- 1 fire brigade periphery module
- 2 sounder modules (can also be mounted onto the U-rail TS35)

Configuration

The FXS7212 Cerberus engineering tool permits the system to be adapted to specific customers' requirements.

Application ranges








The FC726 is ideally suited for medium-sized applications, e.g. hotels, high schools, office complexes, etc. or when networked as part of much larger applications. The FC726 can be used by the flexible cross-linking possibilities however also for extensive systems.

Operation

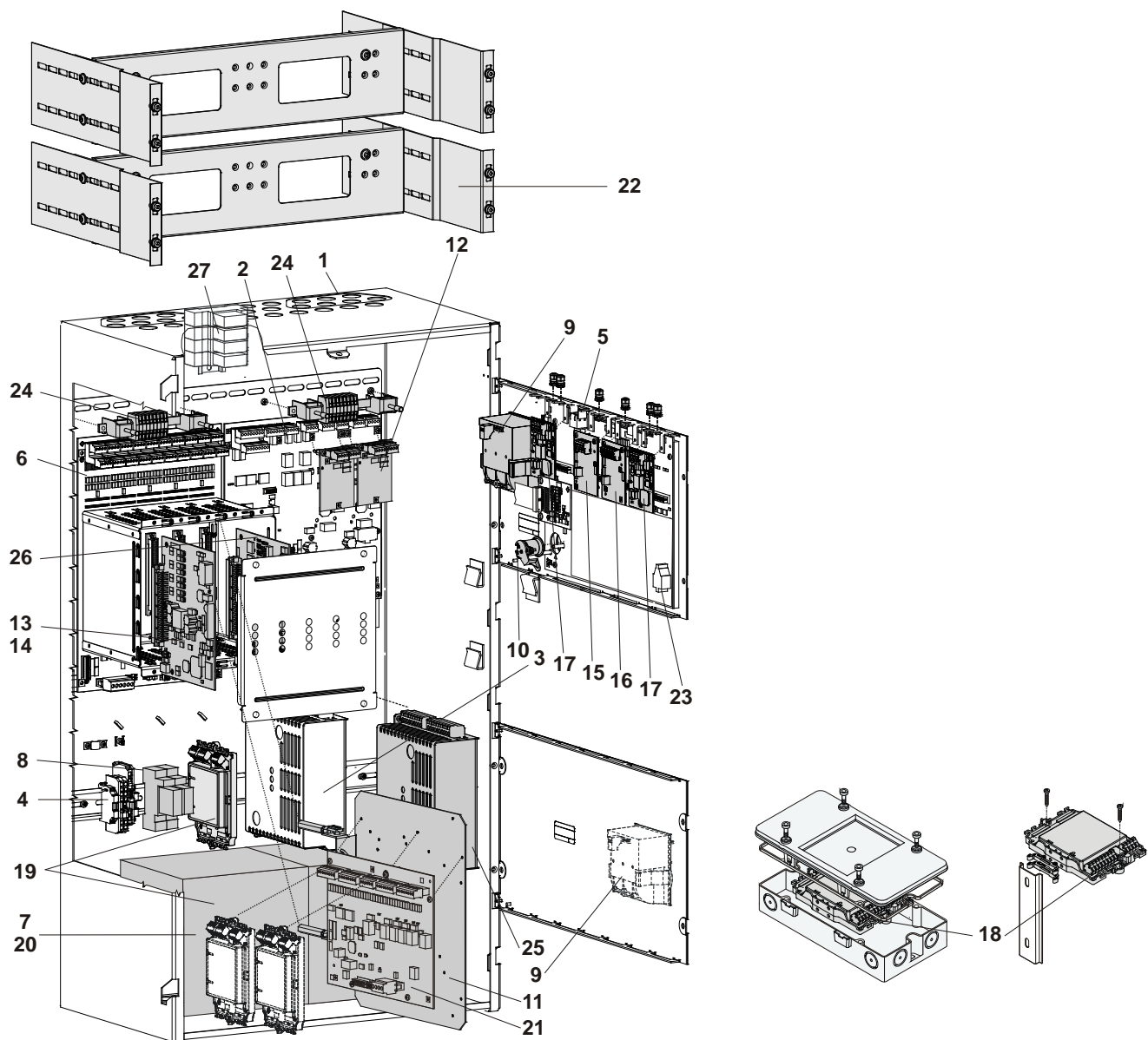
Each control panel has an integrated operating panel. Additionally the control unit can be operation for another separate FT724 operator terminal.

→ For details and further information, please refer to product data sheet A6V10207898.

Overview of FC726 fire control panel

Control panel		Housing extensions	
FC726 ZA Housing (Large)		FH7204-Z3 Housing (Large extension) 430 x 398 x 260 mm	FH7205-Z3 Housing (Large) 430 x 796 x 260 mm
			
4 loops with power supply (150 W) Max. battery capacity 45 Ah with card cage (5 slots) for extra line cards (C-NET) or I/O card		Space for larger batteries 2 x FA2007-A1 (45 Ah) or 2 x FA2008-A1 (65 Ah) or 2 x FA2009-A1 (100 Ah)	Space for larger batteries 4 x FA2006-A1 (26 Ah) or 4 x FA2007-A1 (45 Ah) or 2 x FA2008-A1 (65 Ah) or 2 x FA2009-A1 (100 Ah)
Printer	External printer	Operating add-ons	
FTO2001-A1 Event printer can be fitted	DL3750+ Matrix printer (external) RS232 interface	FCM7213-Y3 48 display groups with one red/green + yellow LED	FCM7214-Y3 96 display groups with one red/green + yellow LED
			
RS232 module must be ordered separately	RS232 module must be ordered separately	for retrofitting	for retrofitting

FC726 configuration




Basic equipment		Designation	Notes
1	Rear (Large)	FHA2005-A1	
2	Periphery board (4 loops)	FCI2004-A1	Items 1-6 → basic equipment
3	Power supply (SV 24V-150 W)	V24230-Z6-A5	
4	Mains terminals on TS35 DIN rail	–	Space for socket, relay modules etc.
5	Operating unit	FCM72xx-xx	System operation and CPU at the same time, incl. cover cap
6	Card cage (5 slots)	FCA2008-A1	For C-NET and I/O cards
7	Space for batteries	–	2 x 12 V / 17... 45 Ah
Expansion			
8	Relay module	Z3B171	Relay for fire controls
9	Event printer	FTO2001-A1	For event logging
10	Key switch (Kaba)	FTO2005-C1	For operating access rights
	Key switch (Nordic)	FTO2006-B1	
11	Mounting plate	FHA2007-A1	E. g. for fire brigade periphery module
12	Loop extension (FDnet/C-NET)	FCI2003-A1	For loop extension of 2 to 4, number of addresses remains the same
13	Line card (C-NET)	FCL2001-A1	For extra C-NET lines, 4 lines total, 252 addresses per line card
14	Line card (SynoLOOP)	FCL7201-Z3	For extra SynoLOOP lines, 4 loops, max. 128 addresses per loop
15	RS485 module (isolated)	FCA2002-A1	For peripheral devices with RS485 port
16	RS232 module (isolated)	FCA2001-A1	For participant with RS232 port

17	Network module (SAFEDLINK)	FN2001-A1	For networking various stations
18	Repeater (SAFEDLINK)	FN2002-A1	For the extension of the system bus C-WEB, max. 1 between 2 stations (mounting direct onto plane surface, onto a U-rail TS35 or in housings FDCH221)
19	Sounder module	FCA2005-A1	For split-up of 1 to 4 conventional horn lines
20	Battery (12 V, 17 Ah, VDS)	FA2005-A1	For emergency power supply
	Battery (12 V, 26 Ah, VDS)	FA2006-A1	
	Battery (12 V, 45 Ah, VDS)	FA2007-A1	
21	Fire brigade periphery module	FCI2001-D1	For Germany (FBF, FSD, ÜE, FSE, ÖA, KL)
22	19" mounting kit	FHA2016-A1	For the installation in 3 rd party housings
23	License key Sx	FCA20xx	For special functions
24	Cable kit (communication)	FCA2014-A1	For flexible cable connections to the modules on the operating unit
25	Power supply kit (150 W, B)	FP2005-A1	For additional power supply
26	I/O card	FCI2008-A1	12 programmable inputs/outputs
27	Relay module	Z3B171	Space for U-rail TS35 L=70 mm (on site) for max. 4 relay modules

Technical data

Mains voltage	AC 98...127 V / AC 196...253 V
Power supply	150 W
Operating voltage	DC 21...28.6 V
Operating current	max. 5 A
Battery capacity	2 x 12 V, 45 Ah
Battery monitoring / mains monitoring	yes / yes
Connectable detector series	Cerberus PRO FD720 (C-NET)
Number of C-NET addresses	max. 1512
Number of lines	
Loops with loop extension	4 / 8
– stub lines	8 / 16
C-NET (4 per line card)	max. 20
Integrated inputs/outputs	
– Relay output	
– Remote transmission alarm / fault	1 / 1
– Monitored outputs	
– Alarm / Fault / Horn	1 / 1 / 2
– Free programmable inputs/outputs	12
Free programmable inputs/outputs with max. 5 extra I/O cards	60 (12 per card)
Operating unit	integrated
Plug-in position for RS232, RS485 serial ports	2
Plug-in position for network modules	2
Plug-in position for loop extension	2
Slots for line cards (on fitted card cage)	max. 5
Mounting spaces for cable kit (communication)	2
Sounder module	max. 2
Ethernet connection RJ45	1
Operating temperature	-8...+42 °C
Storage temperature	-20...+ 60 °C
Humidity (no condensation permitted)	≤95 % rel.
Dimensions (W x H x D)	
– Without cover cap	430 x 796 x 260 mm
– With Cover cap	430 x 796 x 288 mm
Color	
– Housing	grey, ~RAL 7035
– Cover cap	grey, ~RAL 000 50 00
Protection category (IEC 60529)	IP30
Standards	EN 54-2, EN 54-4
Approvals	
– VdS	G210084
– LPCB	126bn/08
– FM	approved

10  0786	FC726	Siemens Switzerland Ltd; Gubelstrasse 22 CH-6301 Zug Technical data: see doc. A6V10210355
FC726 - Control and Indicating Equipment incl. SV24V150W - 150W/24VDC Power Supply Equipment for use in fire detection and fire alarm systems installed in buildings		
305/2011/EU (CPR): EN 54-2 / EN 54-4 ; 2004/108/EC (EMC): EN 50130-4 / EN 61000-6-3 ; 2006/95/EC (LVD): EN 60950-1 ; 2011/65/EU (RoHS): EN 50581		
Declared performance and conformity can be seen in the Declaration of Performance and the EC Declaration of Conformity, which is obtainable via the Customer Support Center: Tel. +49 89 9221-8000 or http://siemens.com/bt/download		
DoP No.: 0786-CPR-20983; DoC No.: CED-FC726		

SV24V150W - Power Supply Equipment 24VDC/150W for use in fire detection and fire alarm systems installed in buildings

305/2011/EU (CPR): EN 54-4 ; 2004/108/EC (EMC): EN 50130-4 / EN 61000-6-3 ; 2006/95/EC (LVD): EN 60950-1 ; 2011/65/EU (RoHS): EN 50581 ;

Declared performance and conformity can be seen in the Declaration of Performance and the EC Declaration of Conformity, which is obtainable via the Customer Support Center: Tel. +49 89 9221-8000 or <http://siemens.com/bt/download>

DoP No.: 0786-CPD-20775; DoC No.: CED-SV24V150W

Details for ordering

	Type	Art. no.	Designation	Weight
Extensions	FC726-ZA	S54400-C87-A1	Fire control panel	20.800 kg
	Z3B171	BPZ:4843830001	Relay module 250 V AC / 10 A (1 relay)	0.042 kg
	FTO2001-A1	A5Q00010126	Event printer	0.250 kg
	–	A5Q00017619	Replacement printer rolls (10 rolls)	0.090 kg
	FTO2005-C1	A5Q00010113	Key switch (Kaba)	0.013 kg
	FTO2006-B1	A5Q00010129	Key switch (Nordic)	0.050 kg
	FHA2007-A1	A5Q00010151	Mounting plate	0.800 kg
	FCI2003-A1	A5Q00010136	Loop extension (C-NET)	0.064 kg
	FCL2001-A1	A5Q00009875	Line card (C-NET)	0.120 kg
	FCI2008-A1	S54400-A6-A1	I/O card (programmable)	0.120 kg
	FCL7201-Z3	S54400-A116-A1	Line card (SynoLOOP)	0.120 kg
	FCA2002-A1	A5Q00009923	RS485 module (isolated)	0.067 kg
	FCA2001-A1	A5Q00005327	RS232 module (isolated)	0.068 kg
	FN2001-A1	A5Q00012851	Network module (SAFEDLINK)	0.077 kg
	FN2002-A1	S24236-B2502-A1	Repeater (SAFEDLINK)	0.154 kg
	FCA2005-A1	A5Q00014866	Sounder module	0.140 kg
	FCA2014-A1	A5Q00023027	Cable kit (communication)	0.224 kg
	FCI2001-D1	A5Q00013100	Fire brigade periphery module	0.482 kg
	FH7204-Z3	S54400-B89-A1	Housing (Large extension)	11.800 kg
	FH7205-Z3	S54400-B86-A1	Housing (Large)	15.400 kg
	FHA2016-A1	A5Q00020179	19" mounting kit	3.000 kg
	FCM7213-Y3	S54400-B149-A1	Operating add-on (2xLED-ind.)	2.600 kg
	FCM7214-Y3	S54400-B150-A1	Operating add-on (4xLED-ind.)	2.800 kg
Auxiliary power supply	FN2006-A1	S54400-A109-A1	Fiber network module (SM)	0.770 kg
	FN2007-A1	S54400-A110-A1	Fiber network module (MM)	0.770 kg
	FP2003-A1	A5Q00016005	Power supply kit (70 W)	0.650 kg
	FP2004-A1	A5Q00020825	Power supply kit (150 W, A) for installation into empty housing	1.366 kg
	FP2005-A1	A5Q00018779	Power supply kit (150 W, B) for cascading	1.100 kg
Networks (backbone)	FN2008-A1	S54400-F94-A1	Ethernet-Switch	0.800 kg
	NK8237.2	S54461-C7-A1	Modbus GW	0.603 kg
	FHA2029-A1	S54400-B79-A1	Mounting kit for Ethernet switch (Comfort)	0.500 kg
	FHA2030-A1	S54400-B81-A1	Mounting kit for Ethernet switch (Large Ext.)	0.500 kg
	Batteries	FA2005-A1	A5Q00019677	Battery (12 V, 17 Ah, VDS)
FA2006-A1		A5Q00019356	Battery (12 V, 26 Ah, VDS)	7.572 kg
FA2007-A1		A5Q00022897	Battery (12 V, 45 Ah, VDS)	15.320 kg
FA2008-A1		A5Q00019357	Battery (12 V, 65 Ah, VDS)	22.000 kg
FA2009-A1		A5Q00023101	Battery (12 V, 100 Ah, VDS)	32.360 kg
License keys	FCA2033-A1	S54400-P154-A1	License key (S1)	0.010 kg
	FCA2034-A1	S54400-P155-A1	License key (S2)	0.010 kg
	FCA2035-A1	S54400-P156-A1	License key (S3)	0.010 kg
External printer	DL3750+	A5Q00023962	Matrix printer (external)	7.300 kg
Spare part	–	A5Q00023963	Black typewriter ribbon for printer DL3750+	0.078 kg