

Sinteso™ Cerberus™ PRO

FDCL221

Line separator



Line separator, addressed (FDnet/C-NET)

- Automatic line separator
- Formation of T-branches in the FDnet/C-NET
- Status indicator with LED
- Communication via FDnet/C-NET (addressed individually)
- Installation in intermediate distributor or fire control panels

Features

- Protected electronics
- Integrated alarm indicator for signaling the line separation

Eco-friendly

- Environmentally friendly processing
- Reusable materials
- Electronic parts and synthetic materials can be easily separated

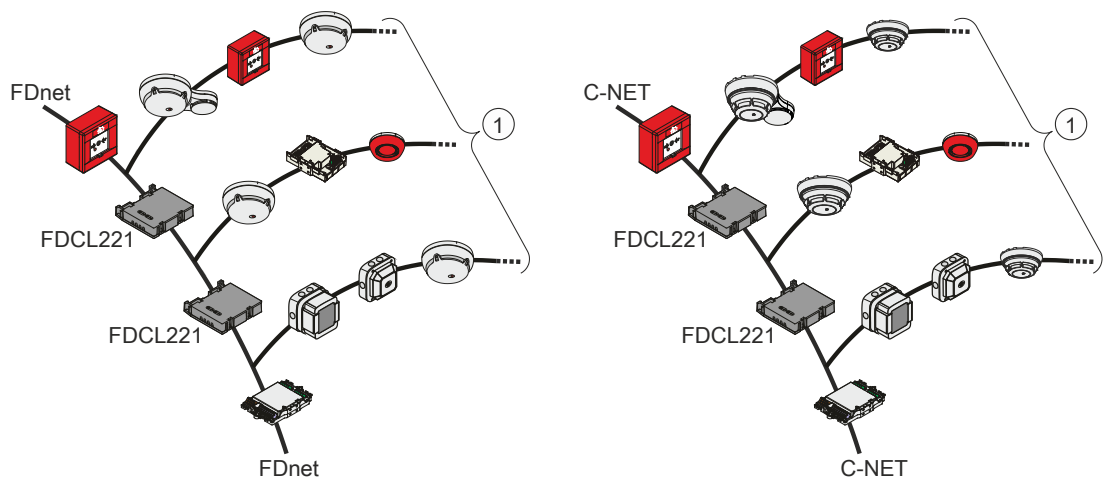
Functions

- Disconnects the affected bus area in the event of a short-circuit in the FDnet/C-NET so that the area unaffected by the short-circuit continues to function.
- The line separator has 2x two screw terminals for the detector line.
- The status of the line separator is indicated by a yellow LED.



Observe national guidelines and regulations.

- Fields of application:
 - To ensure that several stub lines do not fail in the event of a short-circuit
 - Connection between two stubs on the FDnet/C-NET, if there is no other device between the branches
 - Changing from existing collective systems to addressable Sinteso and Cerberus PRO fire detection systems



1 Stub lines as T-branches on the FDnet or C-NET

Type Overview

Type	Designation	Order number	Weight [kg]
FDCL221	Input module incl. 8 resistors, 2 mounting feet	A5Q00004011	0.038

Accessories for the line separator FDCL221

Type	Designation	Order number	Weight [kg]
TS35 (L = 122 mm)	U-rail TS35/7.5/122	BPZ:5644780001	0.041
TS35 (L = 288 mm)	U-rail TS35/7.5/288	BPZ:5644230001	0.098

Product documentation

Document ID	Name
008164	Equipment overview Sinteso™ Detector system FD20
A6V10225323	Equipment overview Cerberus™ PRO Detector system FD720
008331	List of compatibility (for 'Sinteso™' product line)
A6V10229261	List of compatibility (for 'Cerberus™ PRO' product line)
007063	Technical manual Line separator FDCL221
008025	Installation Line separator FDCL221

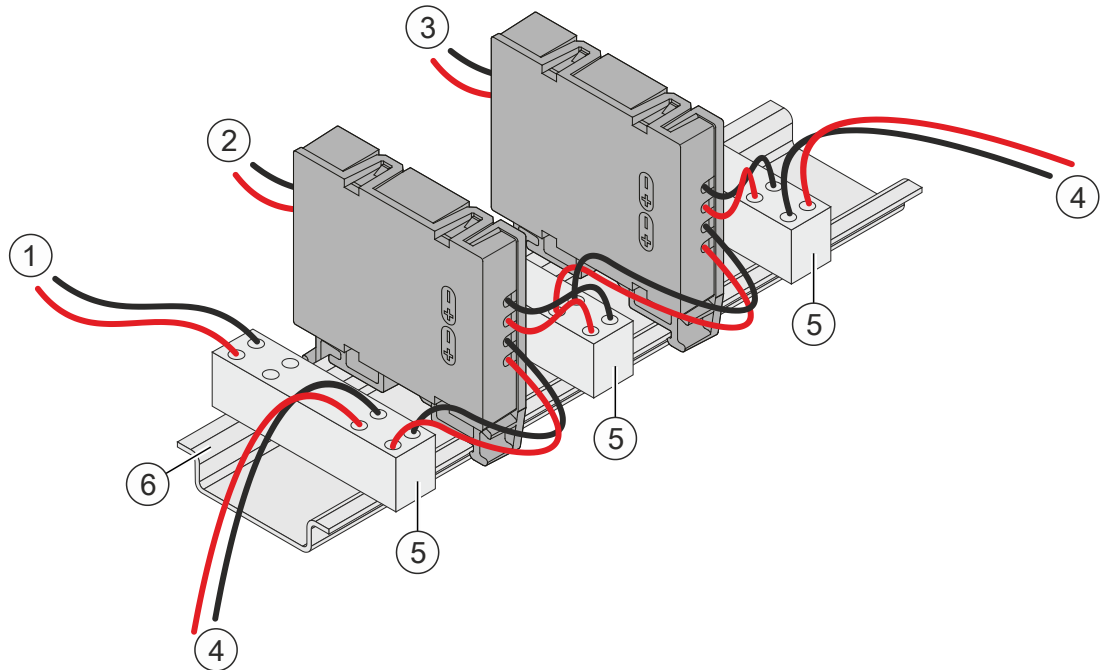
Related documents such as environmental declarations, CE declarations, etc., can be downloaded at the following Internet address:

<http://siemens.com/bt/download>

Mounting

Mounting options

- Directly on a U-rail TS35
- With a cable tie on the mounting hole
- With a screw on the mounting hole



1 Stub line 1

2 Stub line 2

3 Stub line 3

4 FDnet/C-NET detector line

5 At least 3 sets of terminal blocks

6 U-rail TS35

Disposal




The device is considered an electronics device for disposal in terms of European Directive 2012/19/EU and may not be disposed of as domestic garbage.

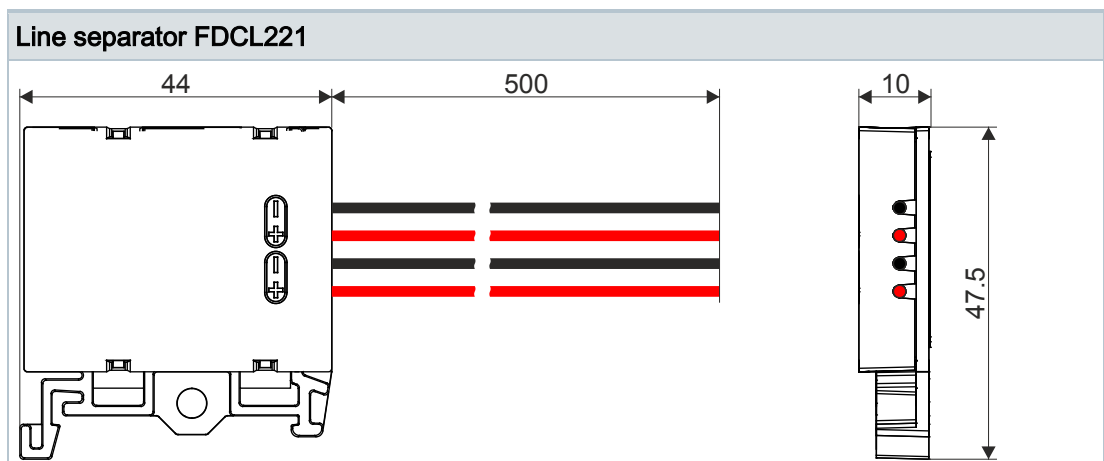
- Dispose of the device through channels provided for this purpose.
- Comply with all local and currently applicable laws and regulations.

Technical data

	FDCL221
Operating voltage	DC 12...33 V
Operating current (quiescent)	250 µA
Operating temperature	-25...+70 °C
Storage temperature	-30...+80 °C
Air humidity	≤95 % rel.
Communication protocol	FDnet/C-NET
Color	Transparent
Protection category (IEC 60529)	IP44
Standards	EN 54-17
Approvals	
• VdS	G204030
• LPCB	531n/01
• FM	3029351
System compatibility	
• FDnet	FS20
• C-NET	FS720

08  0786	FDCL221	Siemens Switzerland Ltd; Gubelstrasse 22 CH-6301 Zug Technical data: see doc. 007063
FDCL221- Short-circuit isolator for use in fire detection and fire alarm systems installed in buildings.		
305/2011/EU (CPR): EN 54-18 ; 2014/30/EU (EMC): EN 50130-4 / EN 61000-6-3 ; 2011/65/EU (RoHS): EN 50581		
The declared performance and conformity can be seen in the Declaration of Performance (DoP) and the EU Declaration of Conformity (DoC), which is obtainable via the Customer Support Center: Tel. +49 89 9221-8000 or http://siemens.com/bt/download		
DoP No.: 0786-CPR-20449; DoC No.: CED-FDCL221		

Dimensional drawings



Issued by
Siemens Switzerland Ltd
Building Technologies Division
International Headquarters
Gubelstrasse 22
CH-6301 Zug
Tel. +41 41-724 24 24
www.siemens.com/buildingtechnologies

© Siemens Switzerland Ltd, 2007
Technical specifications and availability subject to change without notice.