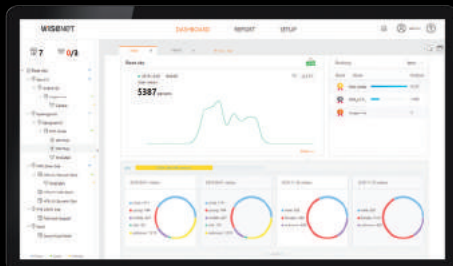


WISENET Retail Insight

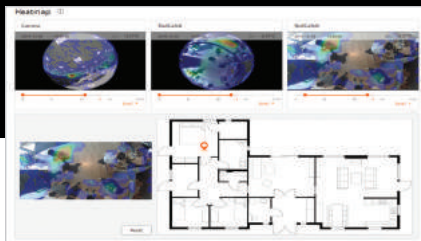
Business Intelligence for your retail shops

- Advanced BI functions
- User friendly UI (Detail button)
- People counting (age, gender)
- Heatmap (Time-lapse)
- Queue management
- Customizable dashboard and report
- Compatible all Wisenet cameras (applied BI function)



People counting (age, gender)

Wisenet Retail Insight not only counts the number of visitors in real time but also offers age & gender analytics, providing insightful information to store owners. Owners can use this information to build sales strategies.



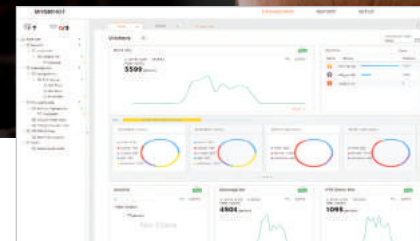
Heatmap (Time-lapse)

Heatmap feature measures and tracks customers dwell-time in certain locations, providing information on popular/unattractive products. Owners can configure the time duration to collect data at certain times.



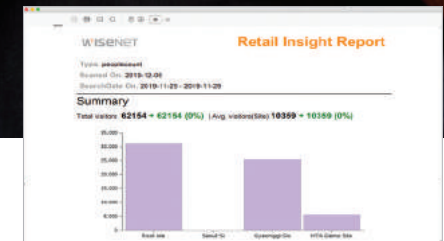
Queue management

Queue management is crucial for large retailers. The feature captures long waiting lines in real time and manages the queues in an efficient way, reducing customer complaints.



User friendly UI

The content is presented in the user-friendly form. It's easy to configure with multi tab function. Users can get information they want in a quick overview and click detail buttons for more information. Users can easily edit or delete. And it also provides weather information and the shop is open or not.



Regular automatic report

Wisenet Retail Insight offers reports on a daily, weekly, or monthly basis. Users can configure reports with the units they want, taking full advantage of the vast size of database and gaining information crucial in running retail stores.

